

Developing Early maths Skills



First skills



Children learn very basic maths skills from an early age - skills like **colour** recognition , **size**, matching , shape and pattern and counting orally. Through play and talk children are already developing a good mathematical foundation.





Environmental Maths



Children will then begin to notice maths in the world around them . They will see numbers on their house, birthday cards, on buses and trams, **colours** on their clothes, toys signs, in the street etc. They will notice how things are different **sizes** ie; shoes, cutlery, cars and how shapes are everywhere ie; packaging, on buildings and in our homes.




In school we encourage maths through play in the first instance. Here children are using numbers and matching quantity as they play



Children show an early curiosity about numbers and numerals in different areas of the class



Here the 1st child is drawing different sized bears and the 2nd child has paired dolls and gives each pair a blanket.



We encourage children to categorise objects according to properties such as shape or size



They also show curiosity about numbers by offering comments during role play



This child said her phone number and pressed the corresponding digits on the defunct phone

Moving towards recording

Children then become keen to record their new found maths skills. This can be as simple as colouring and choosing named colours, to writing known numerals and patterns they see.






Through play,
this child knows
that numbers
identify how
many objects are
in a set and she
records it
visually

Children learn to recognise some numerals of personal significance




This stocking has a house door with a number 11 on it so that Santa knows which house to come to

Learning indoors often transfers outdoors
onto larger more physical level



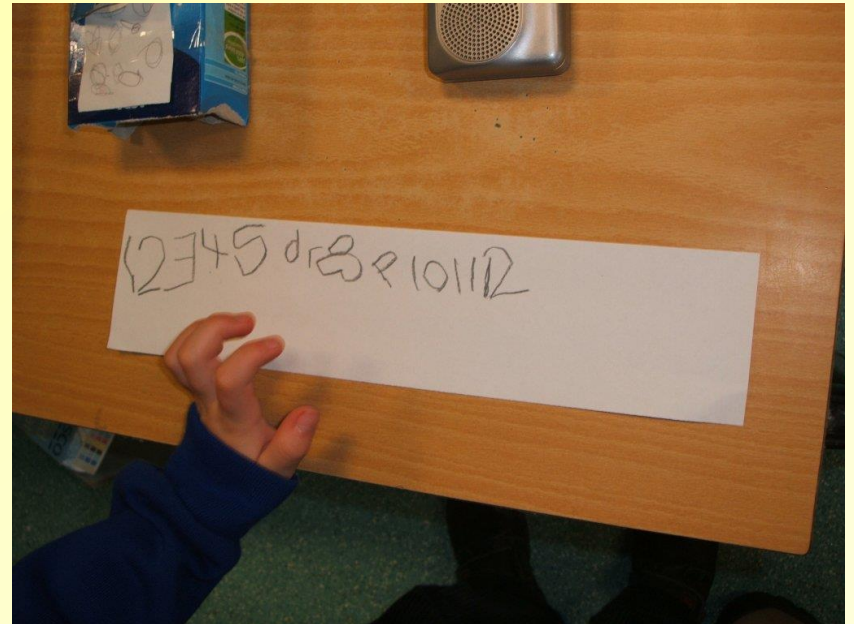
Adult modelling of mark making; then the child engages physically by jumping and counting. Other children mark make with chalk and brushes






Developing sorting and matching is recorded visually here in an organised way.

Here the child is working towards recognising numerals in play at first, then through recording on paper.



Children like to use mathematical tools
for measuring and mark making too.



How to help at home.

- Recognise and encourage maths in the world around you as you live and play.
- Use as much correct vocabulary as possible ie; largest, more than, circular.
- Record simple maths they discover- a drawing of the 66 bus, make a birthday card etc
- Use our "environmental number hunt" to have fun with maths!