

# Developing Speech and Language



# Speaking and listening

Children learn sounds and words from the moment they are born. They listen and mimic noises around them from a very early age. This is early “phonics”

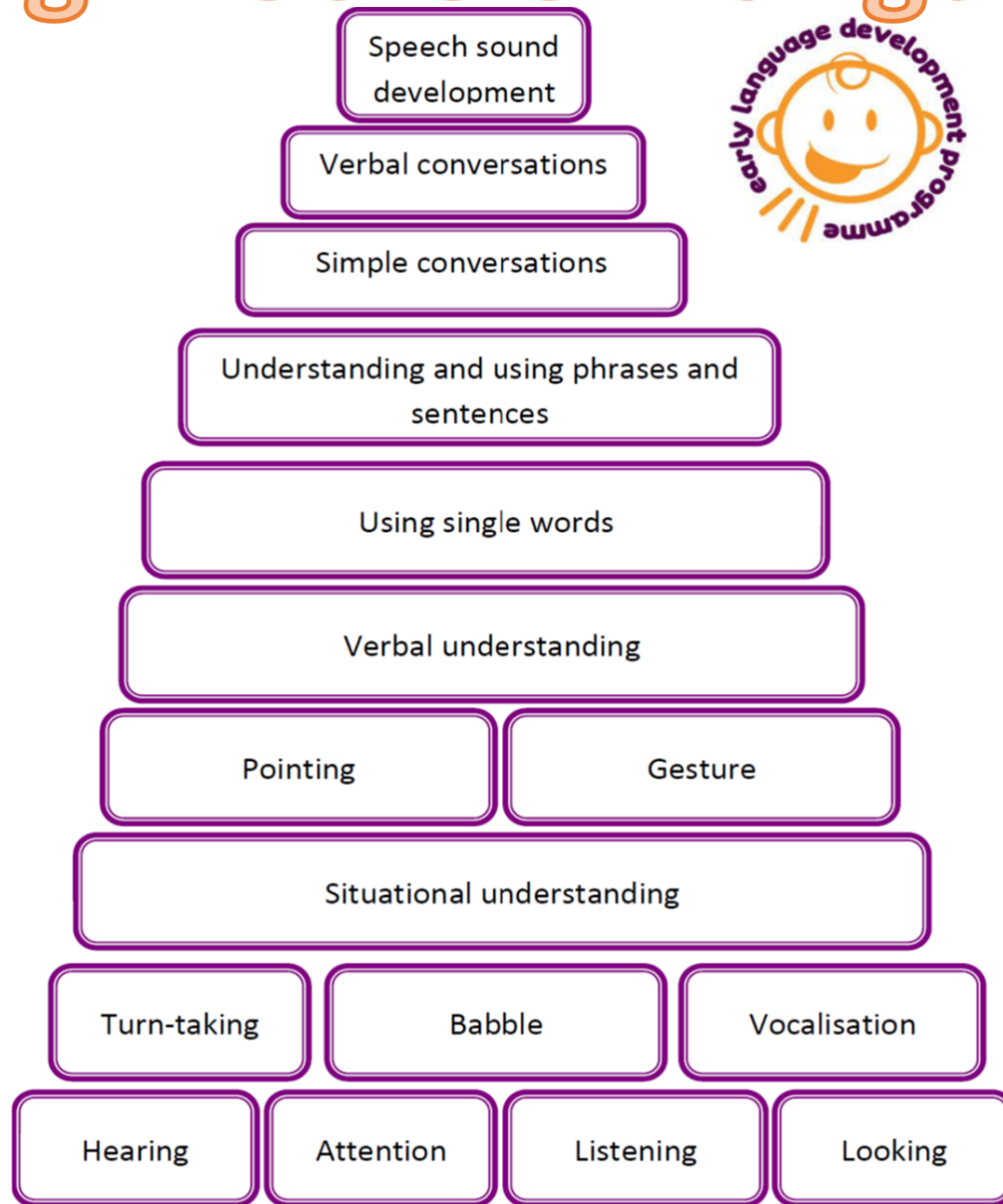


# Nursery Rhymes

Traditional Nursery rhymes are really useful and an early fun thing to share with your child. They often have a repeating “refrain” and lots of rhyming words- all good starters for reading and writing .



# Building Blocks of Language





## Top Tips for Early Talk

1. Talk with every child every day. Busy lives mean that sometimes our children don't get as much quiet talking time as we'd all like.

2. Be face to face with your child to make it easier to talk and listen. Get down on the floor with your baby or sit your little one on your lap facing you.

3. Make sure your child is listening to you before you start to talk. Call their name or pat their arm before you ask something.

4. Make life interesting! Get out and about to see new things to talk about, maybe watch a carwash, visit a pet shop or ride on a bus, anything you don't usually do! Eat lunch outside or make beans for breakfast and get them talking!

5. Tune into the child. Watch and listen to your child and talk about what they are interested in.

6. Listen and learn. Have quiet times to listen to everyday sounds and play listening games. Turn the TV, radio and mobile off!



7. Have fun together with songs, rhymes and stories. Cuddle up with a book or sing and dance! Make up songs and stories together.

8. Use daily routines to repeat and emphasise everyday language. Say the same things each time: "coat and shoes, time for nursery!"

9. Give choices to build vocabulary. "Would you like apple or orange? Crisps or biscuits?" Ask even if you know what they want.

10. Give your child time to answer. Count to 10 in your head before saying anything. Sometimes we all need thinking time.

11. Comment more, question less. Comment more about what the child is doing, ask fewer questions. "You're drawing. That's a long line!"

12. Remember to set a good example. If your child makes a mistake, show them the right way to say it. Don't copy or correct them, "Look goggy!" "Yes, it's a big doggy. Nice doggy!"



North  
Yorks

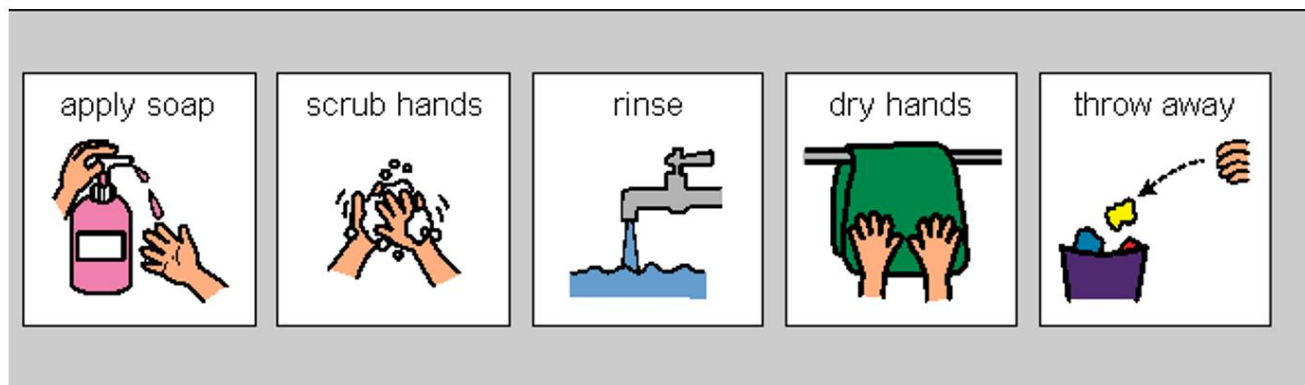
Talks



# Using pictures to support understanding of routines



## Using pictures to support understanding of routine





Tiny Happy People is here to help you develop your child's language skills. Explore our simple activities and play ideas and find out about babies and toddlers' amazing early development.

## Simple and fun child development activities to try at home



### Activities

Simple, fun and free activities to try with your baby. Just select the age of your child.



### Tips and advice

Experts and parents give their advice on language learning and child development.



### Child development and milestones

All about children's amazing brains and how their understanding of the world develops.

## 3 things we love



### Kym Marsh on the bond between a grandparent and their grandchildren

Strictly star Kym opens up about life as a grandma and the time spent with her grandkids.


GRANDPARENTS



### Awesome autumn activities for younger kids

Make the most of the autumnal weather with these activities.

TIPS AND ADVICE



### Sharing with toys

Help your child learn to share and co-operate with this easy pretend play activity.

4-5 YEARS

<https://www.bbc.co.uk/tiny-happy-people/tools-for-talking-3-4-years/z664g7h>





Any questions?