



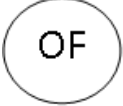







 SP	Teacher underlines spelling mistakes with a green wigggle SP next to the spelling, line where there is a spelling mistake or underneath a whole passage of writing
	Purple Polishing Pen used by pupils for <b>editing</b>
	Green highlighting used by an adult for good/outstanding work
	Tick next to objective/title if achieved. Used to show work has been acknowledged
	Placed on left of objective to show further work needed. Used at the bottom of a piece of work to provide next steps
	Oral feedback given
	Add a word
	Capital letter (C); full stop (.); question mark (?); exclamation missing (!)
	Handwriting with joins/formation to practise
	Fred Fingers – used in Year 1 and 2 to support the use of phonics in writing
	Proof read work
	Used in Reception when staff are making notes under work to aid assessment
	Coloured stars to say the pupils have shown Excellence, Challenge, Self-belief and Respect